



Instructions:


1. These markers are required only when playing the game in “Indoor – Multi Player” mode
2. Take print-out of the markers and cut along the dashed line as indicated – you will have total of 12 marker cards with you
3. To create a Treasure Trail in Indoor mode:
 - i. Select “Indoor – Multi Player” mode and “Treasure Protector” player role
 - ii. Enter trail details
 - iii. To create the Treasure Trail:
 - a. Walk down to the location where you want to setup the Treasure Guardian
 - b. Select a character and provide clue pointing to the location
 - c. Place the marker card with appropriate label for the character selected
4. To explore a Treasure Trail in Indoor mode:
 - i. Select “Indoor – Multi Player” mode and “Treasure Hunter” player role
 - ii. Select the trail created by Treasure Protector (you can either use the same device on which trail was created or receive the Trail using “Share “option on your own device)
 - iii. Explore the trail by visiting locations of Treasure Guardians displayed on the map




Naga - The Snake Man




Nandi - The Bull Man




Garuda - The Eagle Man




Vasu - The Saint




Kali - The Destroyer




Rahu - The Royal Guardian




Ketu ~ The Royal Guardian




Gana ~ The Jungle Tribe




Raavan ~ The Demon King



Ganesh ~ The Elephant God



Bhadra ~ The Tribal King



Shiva Treasure